

How to Share Your Data with Energy Solutions, Implementers of the PG&E ADR Program

PG&E's [Share My Data](#) tool allows customers to authorize certain registered companies to access and use their PG&E energy usage data. For the [PG&E ADR Program](#) to calculate potential ADR incentives and provide DR event performance reports, you will need to share access to your site data using this tool. The following instructions describe how to use this tool to share your data securely.

Go to Share My Data

There are two methods to access the PG&E Share My Data Authorization website. The first method is faster and more direct.

Method 1: Go to <https://sharemydata.pge.com/myAuthorization/login> and sign in with your PG&E account credentials. If you don't have account credentials, use the guest access tab and log in with your 11-digit PG&E account number (found on your PG&E bill) and account phone number.



Sign In to Share My Data

USERNAME

PASSWORD

Forgot [Username](#) or [Password](#)

[Contact Us](#) | [Privacy](#)

© Pacific Gas and Electric Company



Sign In to Share My Data

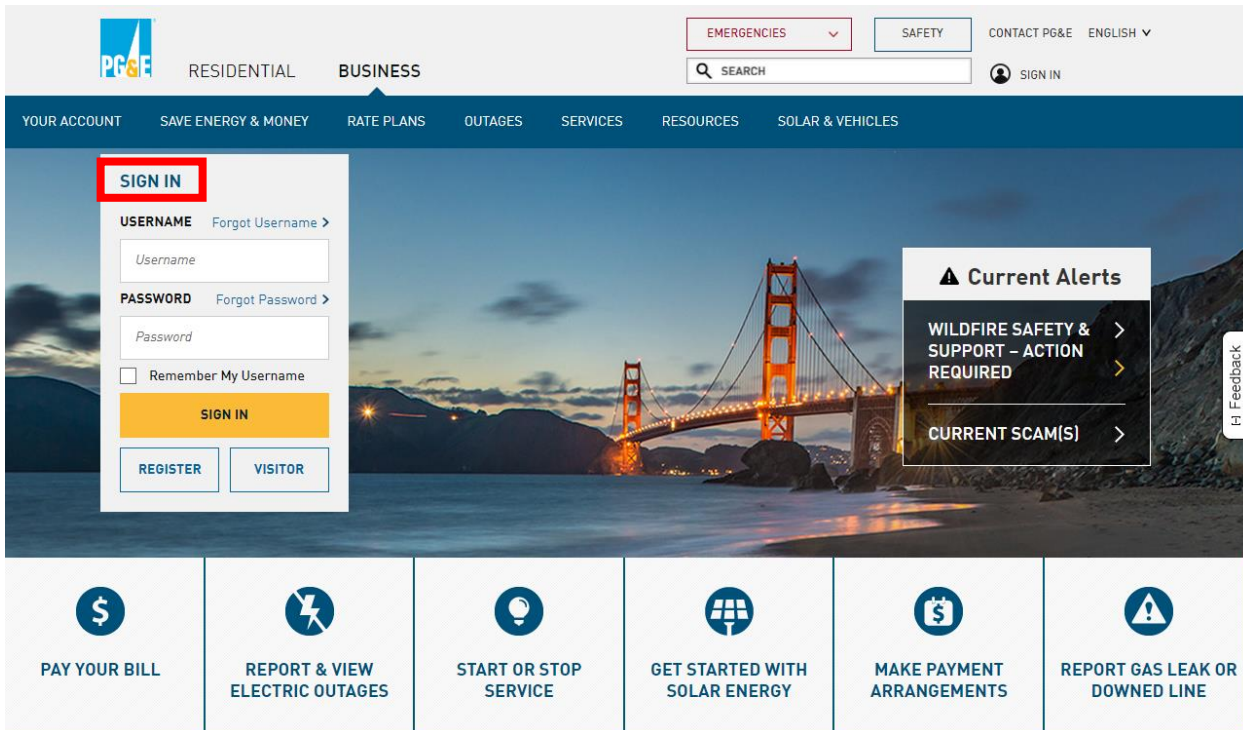
ACCOUNT NUMBER

Enter a valid 11-digit account number (e.g., 1234567890-2)

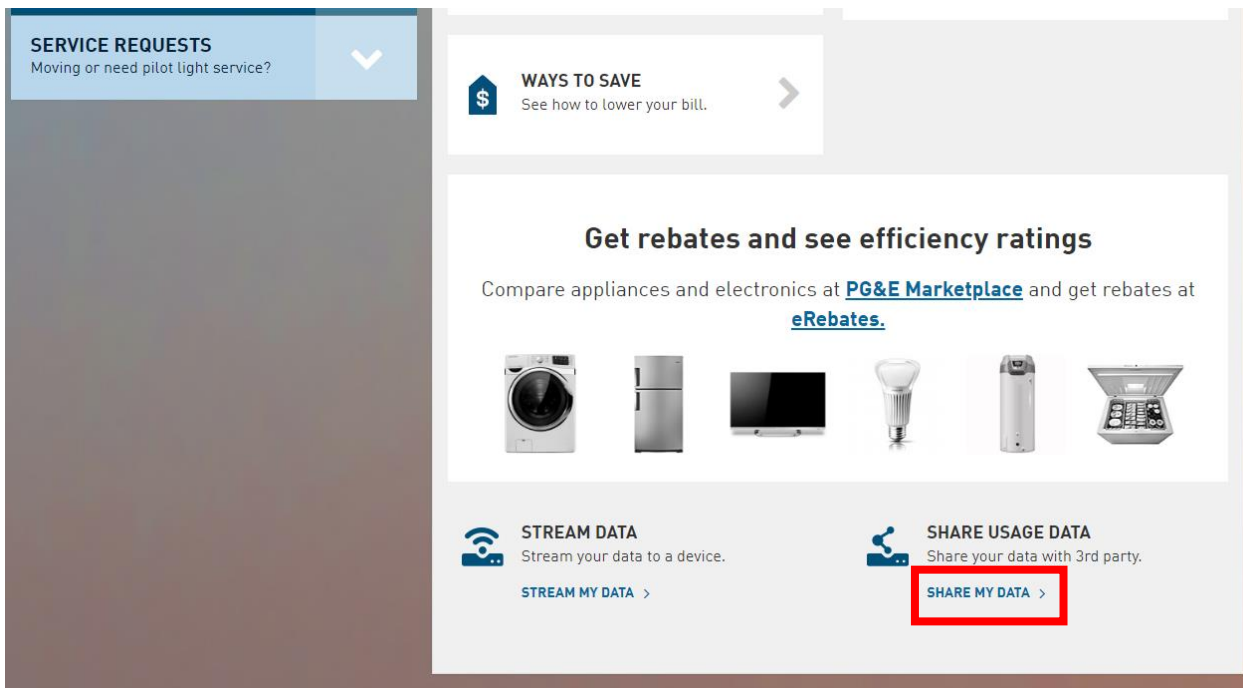
PHONE NUMBER

Phone number on this account, (e.g., (555) 555-5555)

Method 2: Go to pge.com and sign in with your account credentials.



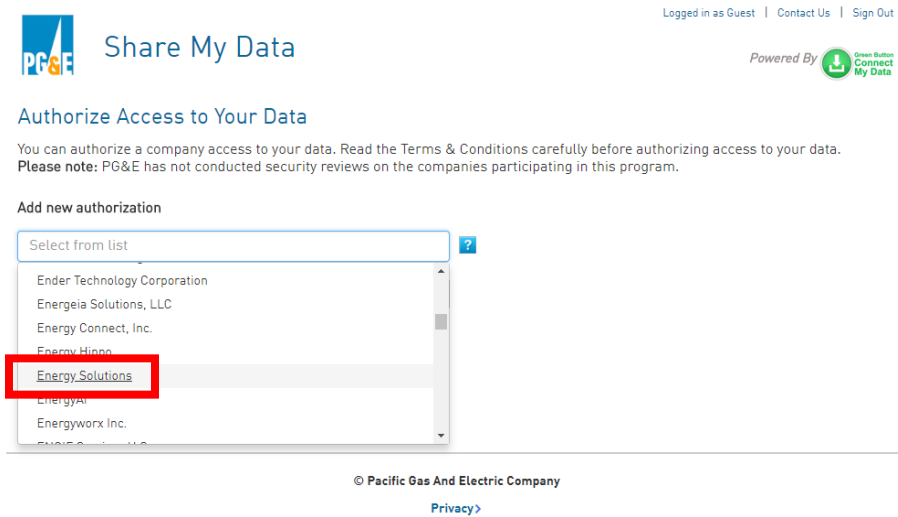
Scroll down and select "Share My Data" under Share Usage Data at the bottom of the page.



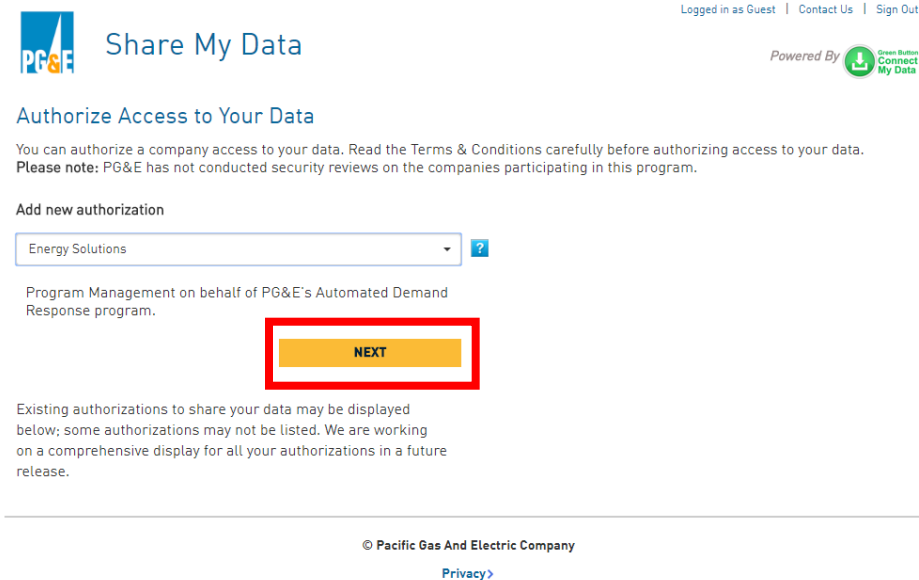
Add New Authorization

After accessing Share My Data via either method, you will be directed to the Share My Data authorization page, where you can customize the details of your data sharing.

1. Under the “Add New Authorization” section, type “**Energy Solutions**” into the text box or scroll down to select “Energy Solutions” in the drop-down menu of companies. *Select carefully as many companies have similar names. You are looking for “**Energy Solutions**” and NOT “Your Energy Solutions”, “Energia Solutions”, or “Energy Solutions LLC.*



2. You'll then be asked to confirm “Energy Solutions” as your selected third party.



Once you have selected “Energy Solutions”, you’ll be taken to the Authorize Access screen to select what account details to share.

Authorize Access

- 4) To quickly and easily authorize access to view your data, select **all boxes** shown on the data authorization page (including basic, billing, account, and usage information, and program enrollment). The “Access Duration” should be set to “Indefinite” so that the ADR Program can analyze and report to you on your DR participation through the 3-year participation period. You can also select a custom access duration.

Logged in as Guest | Contact Us

Powered By Green Button Connect My Data

Share My Data

Energy Solutions requests data access as follows:

Quickly authorize access to your data and allow necessary changes to your services as described in the details below.

| | | | |
|---------------------------------------------------------------------------------------------------|-----------------------------------------------------------------------------------------------------------------------------------------------------------------------------|----------------------------------------------------------------------------------------------------------------------------------------------------|-----------------------------------------------------------------------------------------------------------------------------------------------------------------------------------------|
| <input checked="" type="checkbox"/> Basic Information Includes name and service address | <input checked="" type="checkbox"/> Billing Information Includes billing records, billing history, billing and meter read dates, rate schedule, and voltage class | <input checked="" type="checkbox"/> Account Information Includes account number(s), service agreement number(s), and service start date. | <input checked="" type="checkbox"/> Usage Information Includes Electric and/or Gas usage data used for bill calculations, interval usage, and interval time-of-use indicators |
|---------------------------------------------------------------------------------------------------|-----------------------------------------------------------------------------------------------------------------------------------------------------------------------------|----------------------------------------------------------------------------------------------------------------------------------------------------|-----------------------------------------------------------------------------------------------------------------------------------------------------------------------------------------|

[View Existing Authorizations](#)

Shared Accounts and Service IDs

Filter

Select all Service IDs for all Accounts

CUSTOMER NAME Account # : 1234567890 · Account UUID: 1111111111

Access duration: Indefinite

Includes up to 24 months of historical data prior to today's date.
Note: You can revoke this authorization any time. This submittal will [replace](#) any existing authorizations

Terms and Conditions: By submitting I agree to the [Terms and Conditions](#).

Email (required):

[Cancel](#) **SUBMIT**

Note: This allows Energy Solutions to link your service account ID to your energy usage data. We cannot edit your billing information.

- 5) After clicking Submit, you will be directed to Energy Solutions' Utility Data Portal page, which will confirm a successful registration.



[Login](#)

Utility Data Portal

Thank you, we've successfully received your request.
Your ShareMyData registration process is Complete!

Sharing Your Data

When you choose to share your data with Energy Solutions, you give us permission to review and analyze your energy usage data for our work related to energy programs. Once we have that permission, we then use industry standard Application Program Interfaces (APIs) to pull your energy data from PG&E's database and store it in our database.

Please visit [PG&E Share My Data Customer FAQ](#) for more information.

Automated Demand Response (ADR) Program

The ADR Program provides incentives and technical assistance to non-residential customers investing in energy management equipment and controls that enable ADR. Your data is used to screen for ADR eligibility, calculate load shed potential, provide ongoing DR event performance reports, and calculate your 40% performance bonus payment.

Please visit www.pge-adr.com or contact Christine Riker at criker@energy-solution.com for more information.

Data Security

The data we receive is securely stored in an encrypted environment that is only accessible to authorized Energy Solutions users. Data security is very important to us – your data will never be shared or used for any other purpose beyond what you have authorized.

Please contact Energy Solutions Information Systems Team at ops@energy-solution.net for more information about data security.

- 6) You will also receive an email (example below) to your submitted (or account) email address confirming your authorization. Note the "Subscription ID" number in the email – this will be needed for any troubleshooting if necessary.

This email is to confirm that you have authorized Energy Solutions access to your data using PG&E's Share My Data platform.

You may make updates to this authorization or cancel it at any time by logging in to [Share My Data](#).

If you do not recognize this authorization, please contact us immediately and reference this authorization using the following Subscription ID: 1234567

Thanks,
Share My Data Team,
Pacific Gas and Electric Company
[77 Beale St., San Francisco, CA 94105](#)

Contact Us: sharemydata@pge.com

At this point the authorization is complete! If you do not see this confirmation screen and/or do not receive the confirmation email, please contact us for support:

Carli Yoro
cyoro@energy-solution.com
(510) 482-4420 Ext. 273

To Edit/Delete Authorizations

- 1) In the case that you need to edit or delete your authorization, log back into the Share My Data authorization site using the same login method you used to create the authorization (i.e. If the authorization was created by signing in to your account, use that method. If it was created using the Guest Access login, use that method).
- 2) You should see the Energy Solutions authorization under your current authorizations. Click the blue pencil to edit.

The screenshot shows the 'Share My Data' website interface. At the top right, there are links for 'Logged in as Guest', 'Contact Us', and 'Sign Out'. Below these is a 'Powered By' logo for 'Green Button Connect My Data'. The main heading is 'Authorize Access to Your Data', followed by a brief explanation and a 'Please note' about security reviews. There is a section for 'Add new authorization' with a dropdown menu and a 'NEXT' button. Below that, a message states that existing authorizations may not be fully displayed. The 'Current Authorizations' section lists one authorization: 'Energy Solutions', created on 07/30/2018. To the right of this entry are two icons: a blue pencil (edit) and a red circle with a white 'X' (delete). The pencil icon is highlighted with a red square. At the bottom of the page, there is a copyright notice for '© Pacific Gas And Electric Company' and a 'Privacy >' link.

- 3) On the following page you can change the authorization access duration or included SAIDs by using the drop-down menus. When complete, click “Submit Changes” to confirm changes.

PG&E Share My Data

Logged in as Guest | Contact Us | Sign Out

Powered By

Manage authorization for Energy Solutions to access your data:

Email: customer@email.com

CANCEL AUTHORIZATION

Quickly authorize access to your data and allow necessary changes to your services as described in the details below.

Billing Information
Includes billing records, billing history, billing and meter read dates, rate schedule, and voltage class

[View Existing Authorizations](#)

Shared Accounts and Service IDs

Select all Service IDs for all Accounts

| |
|--------------------------------------------------------------------------|
| CUSTOMER NAME - Account # : 1234567890 - Account UUID: 1111111111 |
|--------------------------------------------------------------------------|

Access duration:

Includes up to 24 months of historical data prior to today's date.
Note: You can revoke this authorization any time.

Terms and Conditions: By submitting I agree to the [Terms and Conditions](#).

[Cancel](#) **SUBMIT CHANGES**

© Pacific Gas And Electric Company
[Privacy](#)

- 4) To completely cancel an authorization, click “Cancel Authorization” and you will see the following. Click “Yes.”

Cancel Authorization

Effective immediately, this authorization will be cancelled and Energy Solutions will only have access to previously authorized historical data.

Are you sure you want to cancel this authorization ?